

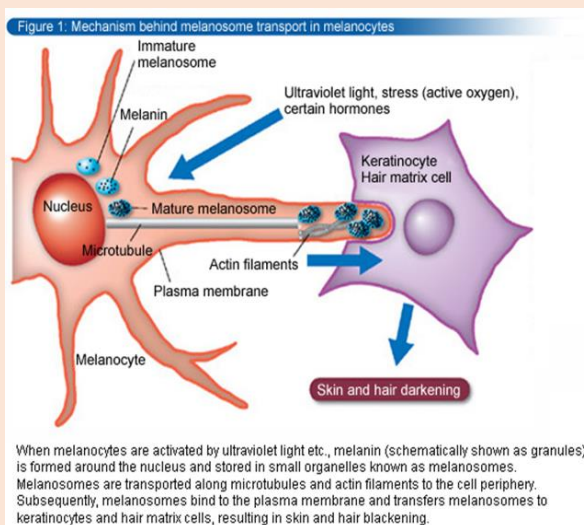


Vitiligo



What manages our colour ??

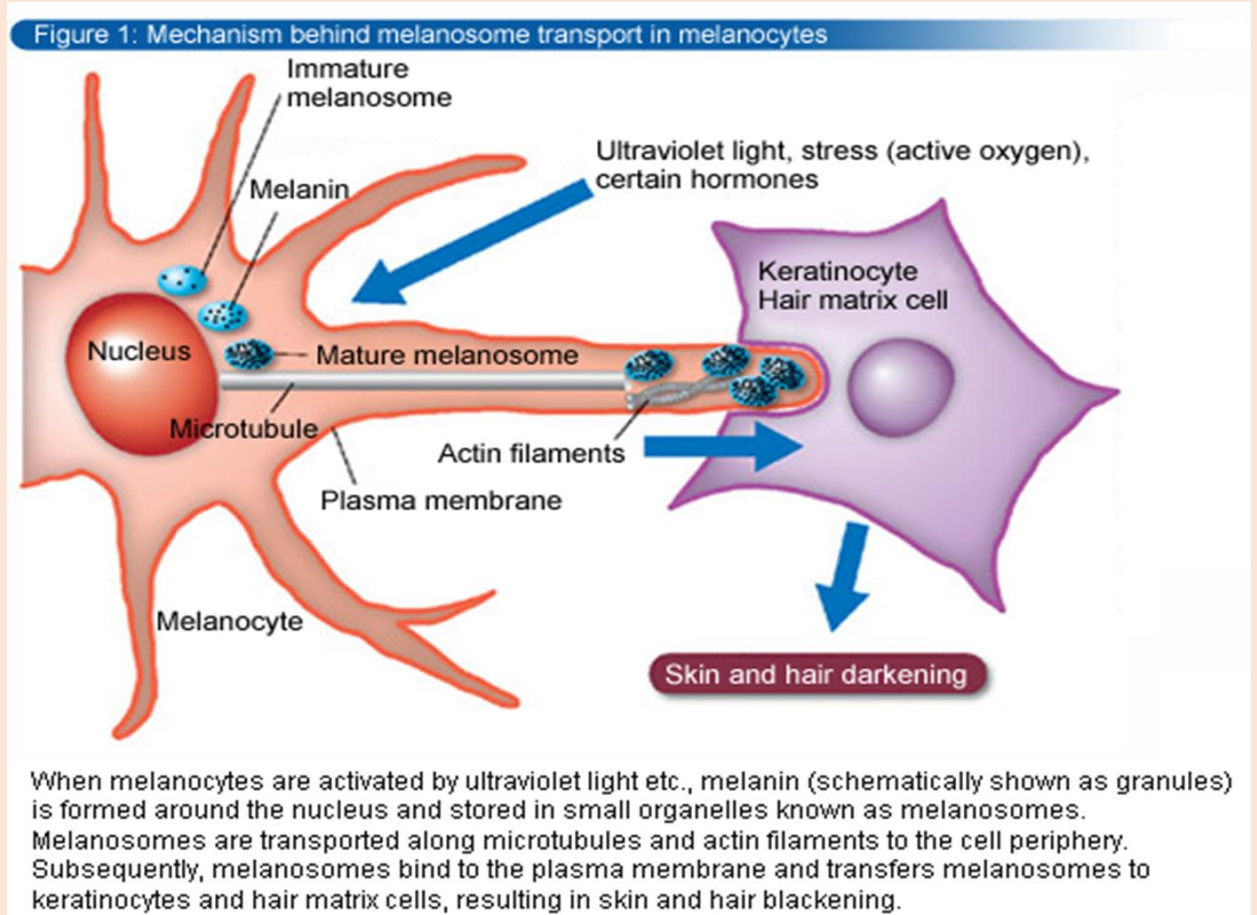
- Constitutional skin colour



- UV radiation

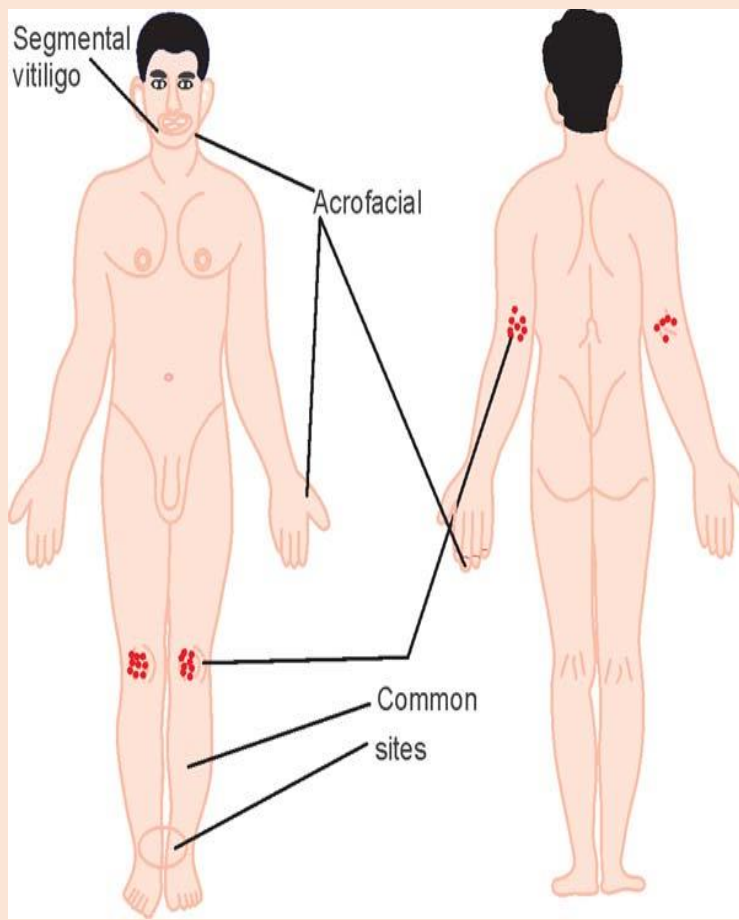
- Hormones - MSH

Melanocyte in the skin cells is the key cell managing production, distribution, excess or lack of pigmentation



...VITILIGO...

- Vitiligo is an acquired, pigmentary anomaly of the skin characterised by depigmented white patches surrounded by a normal or a hyperpigmented border



SITES

- Any part can be affected
- Predilection to areas with repeated friction and trauma
- Dorsal aspect of hands and feets , elbows , knees

PATTERNS

- Vitiligo vulgaris
- Segmental vitiligo
- Generalised vitiligo

TREATMENT

DEPENDS ON

- Age of patient
- Extent of disease
- Pattern of disease
- Cosmetic disability
- Effect on quality of life

TREAT WHITE SPOTS DEPENDS ON SITE ,AGE , EXTENT

NONINVASIVE

- APPLY PSORALIN LOTIONS
- ORAL PSORALENS
- EXPO TO U V L A & NB UVB
- APPLY / INJECT STEROIDS
- APPLY TACROLIMUS

INVASIVE

- TATTOO
- SPLIT SKIN GRAFT
- PUNCH GRAFT
- BLISTER GRAFT
- MELANOCYTE CULTURE AND TRANSFER

Physical modality

1. Photochemotherapy

Psoralens + UVA exposure – PUVA

- Mainstay of vitiligo therapy

- Psoralens – 8-methoxypsoralen

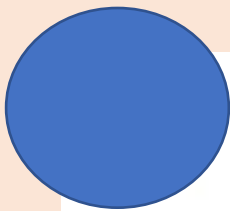
topical/systemic

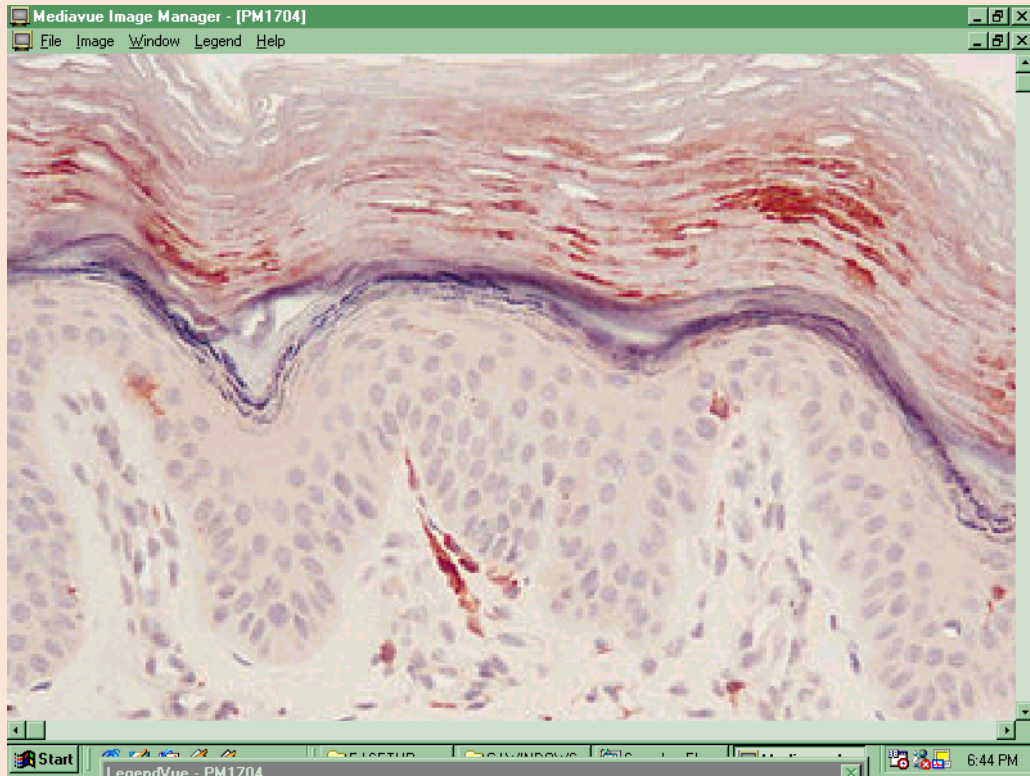
- UVA- in special chambers containing UVA emitting tubes

PUVA sol – psoralen + sunlight

Phototherapy – narrow band UVB (311nm)

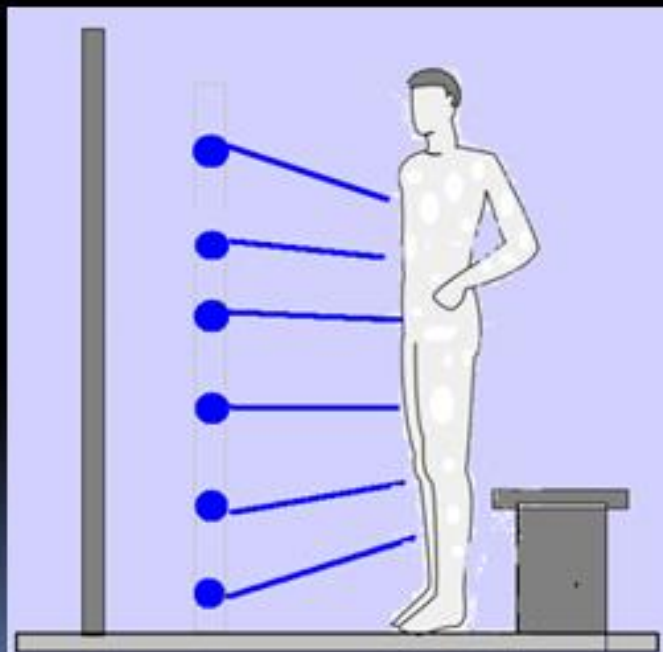

Gradually increasing doses of UVB, given from specialized chambers.





ULTRA VIOLET RAYS ROOM

यु.व्ही. ए व बी किरणांची खोली




- As effective as an excimer laser, but
- Smaller and more lightweight
 - Handy and more flexible
 - More cost effective – no change of gas necessary

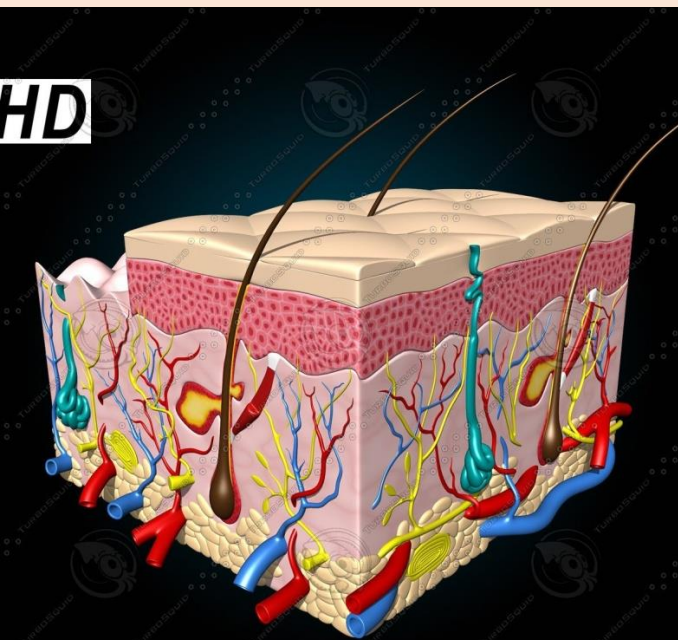


308 EXCIMER SYSTEM

- The handheld system for UVB therapy
- Monochromatic therapy with 308 nm
 - Clinically proven effectiveness for Psoriasis and Vitiligo



HD

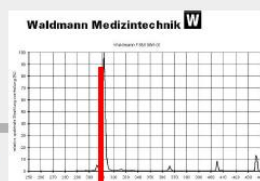


How Photo therapy works

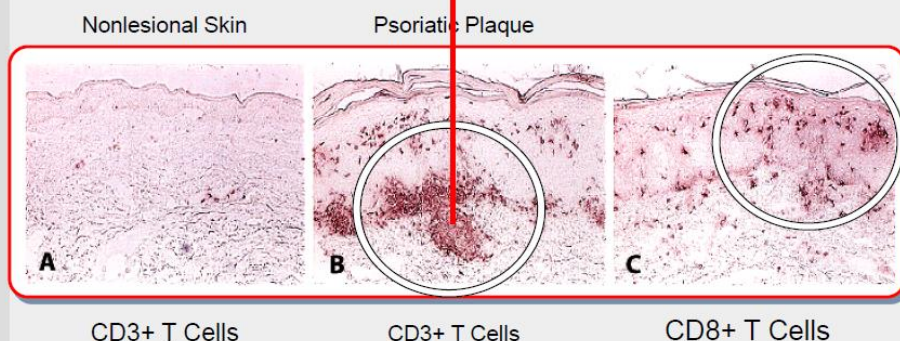


therapy Unit

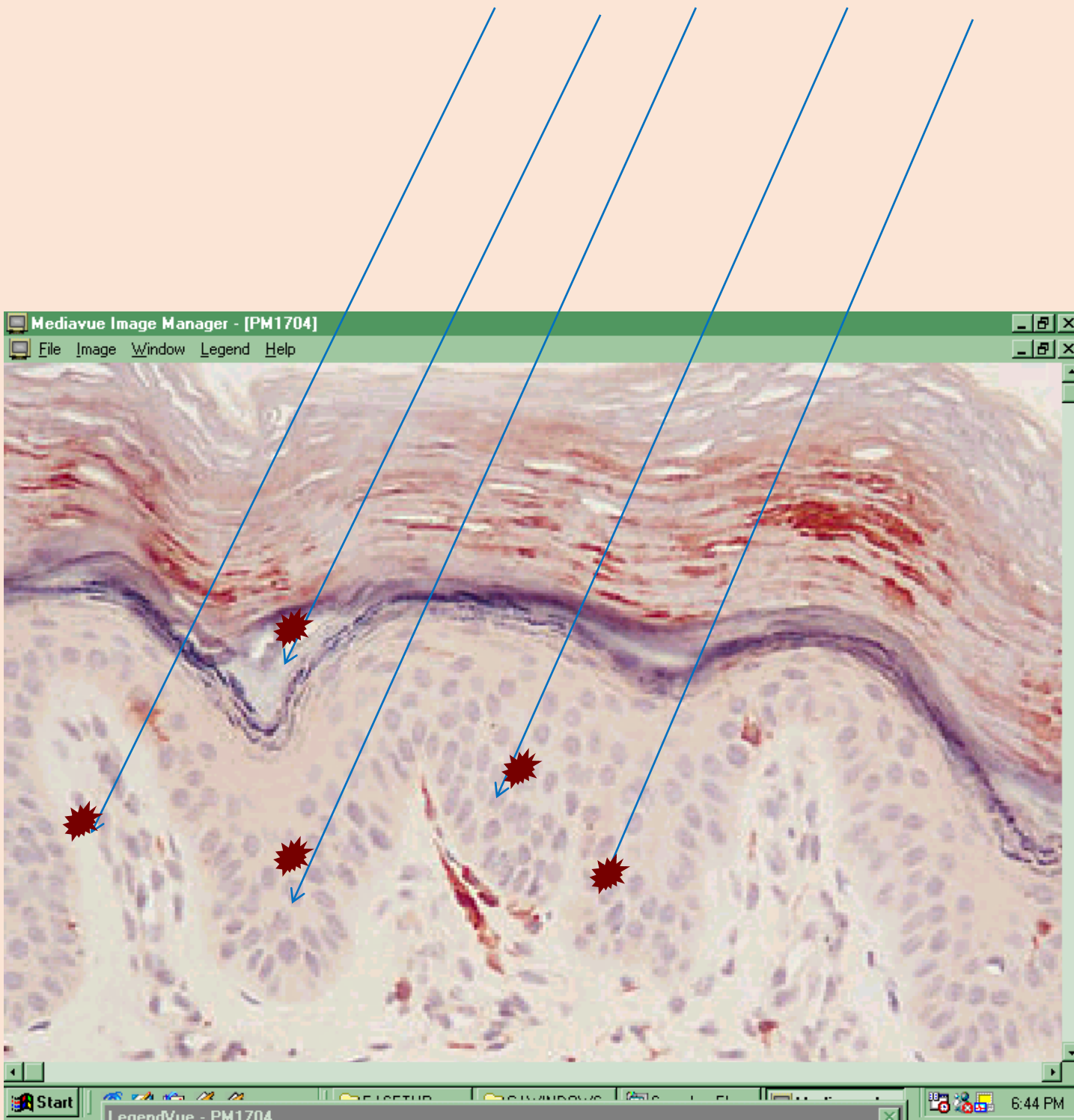
- UV B 308 nm targets T-cell infiltrates in the epidermis and dermis
- is more effective than UV B 311nm
- Penetrates as deep as PUVA



308 nm Laser



MELANOCYTES ABSORB UV LIGHT TO MAKE NEW MELANIN



Excimer Laser

308 nm Excimer laser is useful for localized patches of leukoderma . It is safe and fast method for vitiligo and is done twice/thrice weekly.





EXCIMER 308 ON VITILIGO



ement

Topical steroids

- Single lesions esp new
- adjuvant

Systemic steroids

- Patient can't be given physical modalities
- Rapidly progressive vitiligo with PUVA
- Vitiligo unresponsive to psoralens

SURGICAL TREATMENT

- Indications- sites poorly responsive to conventional therapy
Patient with stable disease

MELANOCYTE
TRANSFER

BLISTER
GRAFTING

PUNCH
GRAFTING

SPLIT
THICKNESS
SKIN GRAFTING



STEPWISE PROGRESS



benifits of
Excimer
therapy





Benefits of aggressive therapy



Benefits of aggressive therapy



Punch graft



Results
After
2 and
4 weeks





THE END